

Market Mood





LTP	24621.70
R1	24900
R2	25100
S1	24500
S2	24400

- On daily chart nifty managed to sustain above 24500 mark and in yesterday's session index formed an indecisive candle that was placed beside the small positive candle.
- The market is expected to move in a wider range of 24400-24900 and a narrower range of 24500-24600.
- Additionally, the RSI, a momentum indicator is showing northern movement indicating gain of strength. Hence, the market is expected to move in the wide range.



LTP	52630.15
R1	53000
R2	53350
S1	52000
S2	51750

- Bank Nifty has formed a bullish candle on the daily chart after forming inverted hammer in previous session and has closed higher than the previous candle
- The Relative Strength Index (RSI) is moving in the northern territory, indicating positive momentum on buyers front.
- It is expected that BNF will continue to trade above 52500 level as long as it respects the 52300 level.

Global Market:

	Dow Jones Futures <small>CFD</small>	40,296.07	86.33	0.21
16 Jul, 2024 08:30 IST				
	S&P 500 <small>CFD</small>	5,631.22	15.87	0.28
16 Jul, 2024 01:29 IST				
	Nasdaq <small>CFD</small>	18,472.57	74.12	0.40
16 Jul, 2024 01:29 IST				
	FTSE	8,182.96	-69.95	-0.85
15 Jul, 2024 21:20 IST				
	CAC	7,632.71	-91.61	-1.20
15 Jul, 2024 21:20 IST				
	DAX	18,590.89	-157.29	-0.85
15 Jul, 2024 21:45 IST				

Sentiment Gauge



Flat to Positive

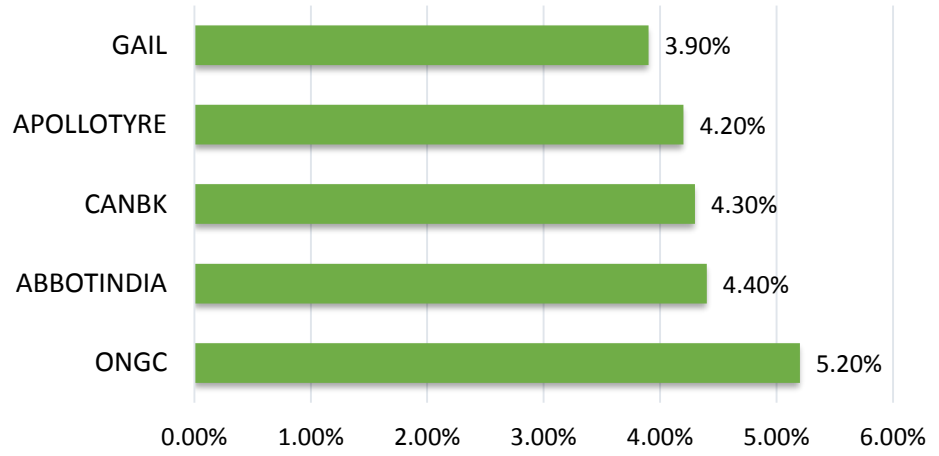
FII - DII Activities:

Activity	FII (Cr)	DII (Cr)
Cash	2684.78	-331
Adv/Dec		
Advance	Decline	A/D Ratio
147	39	3.77

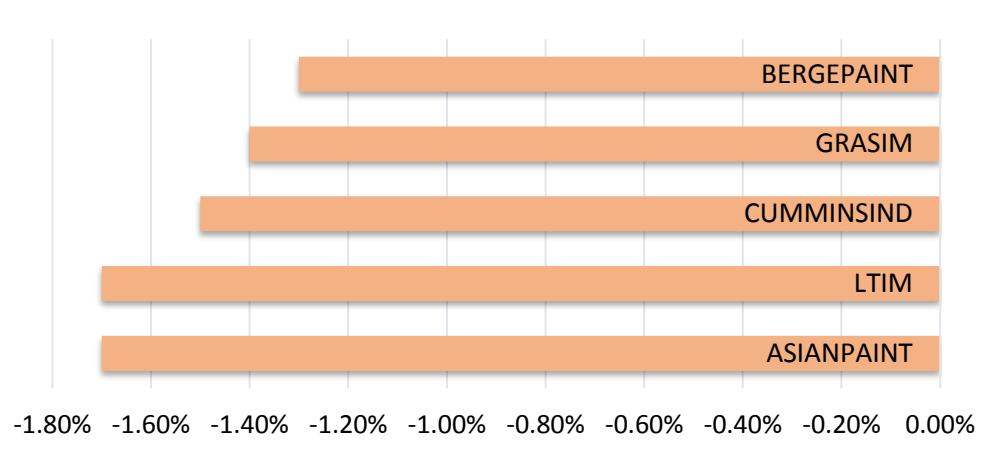
Market Mood



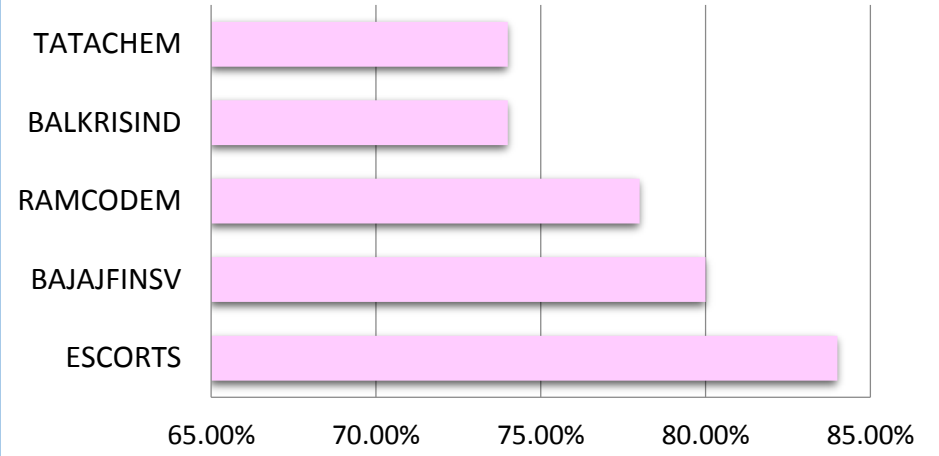
PRICE UP



PRICE DOWN



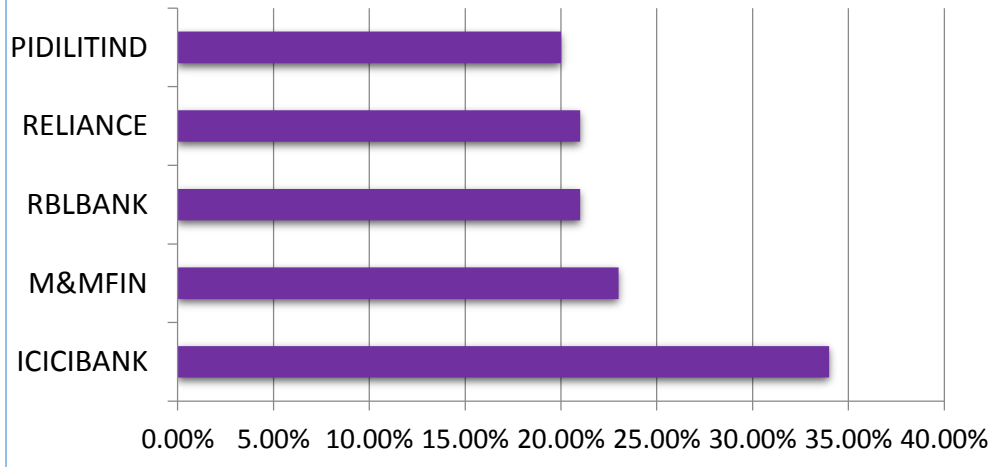
DELIVERY HEAVY



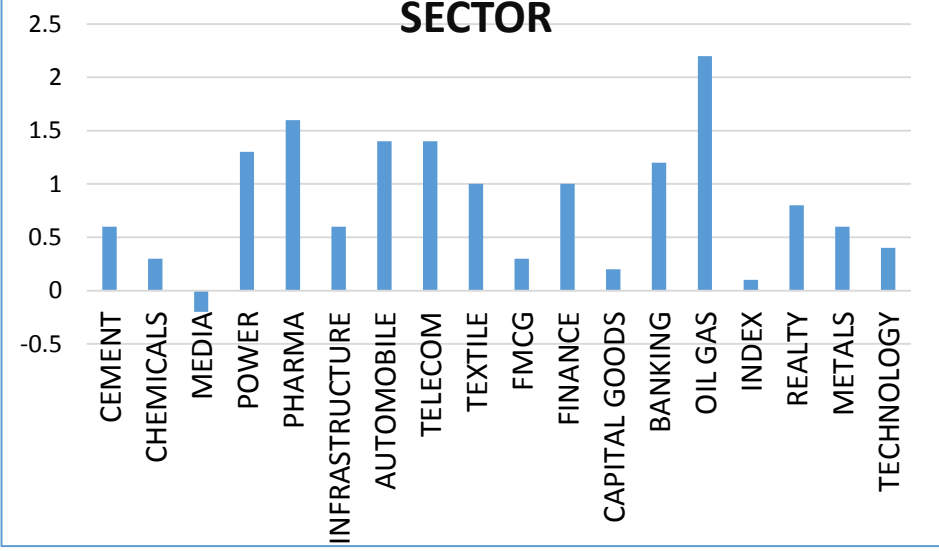
VOLUME UP



ROLL OVER



SECTOR



Event Calendar

Date	Event	Expected	Previous
16 th July 2024	IND Balance of Trade (JUN)	\$ -23.8 B	
16 th July 2024	USA FED CHAIR POWELL SPEECH	-	-

Call of the day (Intraday)



Bajaj auto (intraday)

Buy : 9673 SL : 9575 TP ; 9865

BAJAJAUTO on the daily chart indicates a ladder bottom structure, confirming a short-term reversal, At the moment, the counter closing above the previous day's high reflects the reversal of the downtrend, moreover security is placed above 50 EMA on hourly scale which will act as a support area for the counter

Delivery Call



IDBI BANK (Delivery)

Buy : 91-92 SL : 87 TP : 101

Rational : On a Daily time frame, the stock surged 6.36 percent forming a bullish candle moreover, the rounding formation breakout is signaling bulls overpowered the bears on the indicator front RSI is moving in upward territory supporting the price action as well as 20 and 50 EMA are moving upward.

16th July 24

Market Mood



Nifty 50 Snapshot

Script	LTP	CHNG	%CHNG	R1	R2	S1	S2
NIFTY 50	24,586.70	84.55	0.35	24,678	24769.3	24,495.40	24,404.10
ONGC	323	15.9	5.18	334	345.479	311.76	300.52
SBILIFE	1,609.00	46.15	2.95	1,654	1698.823	1,564.09	1,519.18
SHRIRAMFIN	2,875.00	80.6	2.88	2,939	3003.335	2,810.83	2,746.66
SBIN	883	23.3	2.71	904	924.475	862.26	841.53
BAJAJ-AUTO	9,674.00	243.25	2.58	9,912	10150.53	9,435.73	9,197.47
NTPC	385.6	8.45	2.24	394	402.8472	376.98	368.35
ULTRACEMCO	11,837.85	235.55	2.03	12,031	12223.94	11,644.81	11,451.76
APOLLOHOSP	6,434.00	80.1	1.26	6,526	6617.581	6,342.21	6,250.42
HINDALCO	700.3	8.25	1.19	709	717.2096	691.85	683.39
BPCL	307.75	3.2	1.05	311	314.346	304.45	301.15
M&M	2,730.00	26.05	0.96	2,754	2777.719	2,706.14	2,682.28
ADANIENT	3,091.00	25.55	0.83	3,122	3152.213	3,060.39	3,029.79
DRREDDY	6,775.00	55.55	0.83	6,899	7023.508	6,650.75	6,526.49
BAJFINANCE	7,060.00	55.7	0.8	7,121	7181.648	6,999.18	6,938.35
HEROMOTOCO	5,590.85	43.95	0.79	5,666	5740.369	5,516.09	5,441.33
TATAMOTORS	1,024.50	7.75	0.76	1,034	1042.579	1,015.46	1,006.42
INDUSINDBK	1,444.00	9.45	0.66	1,455	1465.621	1,433.19	1,422.38
MARUTI	12,645.00	82.5	0.66	12,785	12925.56	12,504.72	12,364.44
ITC	462.05	3	0.65	468	474.3563	455.90	449.74
ADANIPOINTS	1,496.00	9.3	0.63	1,510	1523.041	1,482.48	1,468.96
DIVISLAB	4,567.10	27.8	0.61	4,616	4665.192	4,518.05	4,469.01
HCLTECH	1,568.00	7.8	0.5	1,620	1671.746	1,516.13	1,464.25
EICHERMOT	4,885.00	24.3	0.5	4,943	5000.691	4,827.15	4,769.31
BAJAJFINSV	1,605.00	7.75	0.49	1,615	1625.851	1,594.57	1,584.15

16th July 24

Market Mood



Script	LTP	CHNG	%CHNG	R1	R2	S1	S2
BRITANNIA	5,814.75	27.7	0.48	5,857	5899.934	5,772.16	5,729.57
KOTAKBANK	1,841.00	8.15	0.44	1,861	1881.528	1,820.74	1,800.47
HDFCLIFE	637.75	2.2	0.35	649	660.1206	626.56	615.38
SUNPHARMA	1,581.00	3.7	0.23	1,594	1606.057	1,568.47	1,555.94
COALINDIA	497.35	1.15	0.23	505	511.6614	490.19	483.04
POWERGRID	343.8	0.7	0.2	348	351.2029	340.10	336.40
BHARTIARTL	1,436.05	2.8	0.2	1,445	1453.14	1,427.51	1,418.96
CIPLA	1,514.90	2.85	0.19	1,529	1542.487	1,501.11	1,487.31
WIPRO	561	0.85	0.15	569	576.9276	553.04	545.07
HDFCBANK	1,623.00	0.3	0.02	1,632	1640.938	1,614.03	1,605.06
RELIANCE	3,193.60	0.15	-	3,222	3249.568	3,165.62	3,137.63
LT	3,647.00	-2.35	-0.06	3,673	3699.397	3,620.80	3,594.60
HINDUNILVR	2,619.00	-3.25	-0.12	2,630	2640.334	2,608.33	2,597.67
TITAN	3,225.00	-4.85	-0.15	3,255	3285.57	3,194.71	3,164.43
ICICIBANK	1,231.00	-1.9	-0.15	1,240	1248.897	1,222.05	1,213.10
INFY	1,709.00	-2.75	-0.16	1,727	1745.292	1,690.85	1,672.71
NESTLEIND	2,603.00	-6	-0.23	2,617	2630.59	2,589.21	2,575.41
TECHM	1,499.55	-5.5	-0.37	1,523	1547.027	1,475.81	1,452.07
TCS	4,167.35	-16.6	-0.4	4,228	4288.681	4,106.68	4,046.02
JSWSTEEL	930.65	-3.75	-0.4	939	947.8937	922.03	913.41
TATACONSUM	1,146.75	-5.5	-0.48	1,158	1168.914	1,135.67	1,124.59
AXISBANK	1,308.45	-8.85	-0.67	1,321	1332.553	1,296.40	1,284.35
TATASTEEL	167.1	-1.59	-0.94	169	171.605	164.85	162.59
GRASIM	2,805.95	-37.8	-1.33	2,853	2900.999	2,758.43	2,710.90
ASIANPAINT	2,959.00	-40.15	-1.34	3,009	3058.75	2,909.12	2,859.25
LTIM	5,482.00	-90.65	-1.63	5,601	5720.252	5,362.87	5,243.75

Kunal N Kamble
Sr.Technical Research Analyst

Disclosure: M/s. Bonanza Portfolio Ltd here by declares that views expressed in this report accurately reflect view point with subject to companies/securities. M/s. Bonanza Portfolio Ltd has taken reasonable care to achieve and maintain independence and objectivity in making any recommendations. The Analysts engaged in preparation of this Report or his/her relative: - (a) do not have any financial interests in the subject company mentioned in this Report; (b) do not own 1% or more of the equity securities of the subject company mentioned in the report as of the last day of the month preceding the publication of the research report; (c) do not have any material conflict of interest at the time of publication of the Report. The Analysts engaged in preparation of this Report:- (a) have not received any compensation from the subject company in the past twelve months; (b) have not managed or co-managed public offering of securities for the subject company in the past twelve months; (c) have not received any compensation for investment banking or merchant banking or brokerage services from the subject company in the past twelve months; (d) have not received any compensation for products or services other than investment banking or merchant banking or brokerage services from the subject company in the past twelve months; (e) has not received any compensation or other benefits from the subject company or third party in connection with the Report; (f) has not served as an officer, director or employee of the subject company; (g) is not engaged in market making activity for the subject company.

M/s. Bonanza Portfolio Ltd is a registered Research Analyst under the regulation of SEBI, the year 2014. The Regn No. INH100001666 and research analyst engaged in preparing reports is qualified as per the regulation's provision.

Disclaimer: This research report has been published by M/s. Bonanza portfolio Ltd and is meant solely for use by the recipient and is not for circulation. This document is for information purposes only and information / opinions / views are not meant to serve as a professional investment guide for the readers. Reasonable care has been taken to ensure that information given at the time believed to be fair and correct and opinions based thereupon are reasonable, due to the nature of research it cannot be warranted or represented that it is accurate or complete and it should not be relied upon as such. If this report is inadvertently send or has reached to any individual, same may be ignored and brought to the attention of the sender. Preparation of this research report does not constitute a personal recommendation or take into account the particular investment objectives, financial situations, or needs of individual clients. Past performance is not a guide for future performance. This Report has been prepared on the basis of publicly available information, internally developed data and other sources believed by Bonanza portfolio Ltd to be reliable. This report should not be taken as the only base for any market transaction; however this data is representation of one of the support document among other market risk criterion. The market participant can have an idea of risk involved to use this information as the only source for any market related activity.

Kunal N Kamble
Sr.Technical Research Analyst

The distribution of this report in definite jurisdictions may be restricted by law, and persons in whose custody this report comes, should observe, any such restrictions. The revelation of interest statements integrated in this analysis are provided exclusively to improve & enhance the transparency and should not be treated as endorsement of the views expressed in the analysis. The price and value of the investments referred to in this report and the income from them may go down as well as up. Bonanza portfolio Ltd or its directors, employees, affiliates or representatives do not assume any responsibility for, or warrant the accuracy, completeness, adequacy and reliability of such information / opinions / views.

While due care has been taken to ensure that the disclosures and opinions given are fair and reasonable, none of the directors, employees, affiliates or representatives of M/s. Bonanza portfolio Ltd shall be liable. Research report may differ between M/s. Bonanza portfolio Ltd RAs and other companies on account of differences in, personal judgment and difference in time horizons for which recommendations are made. Research entity has not been engaged in market making activity for the subject company. Research analyst has not served as an officer, director or employee of the subject company. Research analyst has not received any compensation/benefits from the Subject Company or third party in connection with the research report.

M/s. Bonanza Portfolio Ltd at Bonanza House, Plot No. M-2, Cama Industrial Estate. Walbhat Road, Goregaon (E), Mumbai – 400063

Web site: <https://www.bonanzaonline.com>

Research Analyst Regn No. INH100001666 SEBI Regn. No.: INZ000212137